


# Tu B'Shvat

Match the words below to the correct pictures.

- |             |           |                  |             |
|-------------|-----------|------------------|-------------|
| 1. a leaf   | 2. a tree | 3. a flower      | 4. blossoms |
| 5. branches | 6. grass  | 7. a young plant |             |



Color the picture according to the number-color code.

- 1 - red
- 2 - yellow
- 3 - green
- 4 - blue
- 5 - brown
- 6 - black
- 7 - pink
- 8 - orange
- 9 - purple
- 10 - gray
- 11 - white

Happy

Tu B'Shvat



Read the following sentences to the pupils and tell them to number the pictures.

1. I see two small flowers.

2. The man is planting.

3. The man is digging.

4. A bee is on the tree.

5. The branch has five green leaves.

6. It's the holiday for trees!

7. This tree is big.



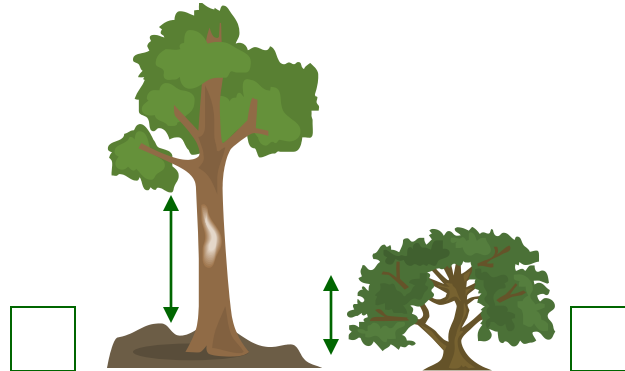




8. She has a young tree.

9. I see a white blossom.


10. This tree is small.

11. This is a butterfly.

12. Trees need water.



# Tu B'Shvat Vocabulary



almond tree	שקדיה	flower	פרח		
around	(מ)סביב	flower pot	עציץ		
bee	דבורה	fruit	פירות / פרי		
bloom	לפרוח	garden	גינה	seeds	זרעים
blossom	פרח	grass	דשא	seedling	נבט
branch	ענף	ground	קרקע / אדמה	side	צד
butterfly	פרפר	grow	לגדל	tie (tying)	לקשור
celebrate	לחגוג	hole	בור	tools	כלי עבודה
cover	לכסות	leaf (leaves)	עלה (עלים)	trunk	גזע
cut	לחתוך	nuts	אגוזים	water	לשקות
dig	לחפור (בור)	pick	לקטוף	watering can	משפך
dirt	אדמה / חול	plant	שתיל	yard	חצר
dried (dried fruit)		plant	לשתול	young	צעיר
יבש (פירות יבשות)		push	לדחוף	(a young plant)	
field	שדה	roots	שורשים	(צמח רך / צמח צעיר)	

## Songs for Tu B'Shvat

Tune: ... כך הולכים השותלים




Off we go ... young and old  
With a little tree in hand.  
Ready to plant in our land  
Soon a big tall tree will stand.  
It's *Tu B'Shvat*! It's *Tu B'Shvat*! (x2)



Tune: ... השקדיה פורחת

The almond trees are growing ... pink blossom they are showing  
Birds will sing to you and me ... "Happy Birthday to the tree!"  
*Tu B'Shvat* is here ... it's a happy holiday!  
*Tu B'Shvat* is here ... it's a happy holiday!



השקדיה פורחת

Connect the Hebrew words and pictures to their English translations.

Happy Birthday trees!



Happy  
Holiday!



The almond tree is blooming.



Tu B'Shvat




a young plant

a tree






















a holiday for  
trees

dried fruit



# A Lotto or Memory Game for Tu B'Shvat

	blossoms	a bee			a butterfly	dried fruit	
fruit			flowers	ground	to plant		to dance
	a young plant	garden tools	seeds			to push	15
a flower pot	a watering can			nuts	a tree		
		leaves	to dig	fifteen			

Complete a family tree on Tu B'Shvat. Fill in the blanks with the names of your family members. Add blanks if necessary.

# My Family Tree

my grandmother and grandfather (on my mother's side)

my grandmother and grandfather (on my father's side)

my aunts and uncles (on my mother's side)

my aunts and uncles (on my father's side)

my cousins

my cousins

my mother

my father

my sisters

me

my brothers



# A Tu B'Shvat Crossword Puzzle

## ACROSS →

2. On Tu B'Shvat we eat dried ...



5. Tu B'Shvat is on the ... of Shvat.

7. There are ... on the tree.



8. Tu B'Shvat is the ... for trees.

## Down ↓

1. The man is ... a hole.




3. On Tu B'Shvat we ... new trees.



4. The ... are green.




6. The tree has ...





Write at least six sentences about what is happening on Tu B'Shvat.



The	man	is	digging	the leaves.
	boy		carrying	fruit from the tree.
	tree		looking at	under the tree.
	man and dog		watering	a hole in the ground.
	man and boy		growing	the plant.
	plant		picking	a big tree.
			cutting	very fast.
			sleeping	their new tree.






Match the names of the parts of the tree to the picture. Then match the names of the parts of the body to the picture of the boy.



1. head
2. hair
3. face
4. shoulder
5. arm
6. hand
7. fingers
8. elbow
9. leg
10. knee
11. foot

1. a seed
2. roots
3. trunk
4. branches
5. leaves



Correct the word order of the sentences and write them on the lines.  
Then match the sentences to the correct pictures.



cutting flower. She red is a

1. \_\_\_\_\_

a bag He seeds. carrying is of

2. \_\_\_\_\_

He after butterfly. running is a

3. \_\_\_\_\_

bird. at We looking the are



4. \_\_\_\_\_

am behind hiding I flowers. the

5. \_\_\_\_\_

at new is He tree. looking the

6. \_\_\_\_\_



Maya is telling the story of the tree in her yard. Read the story and number the boxes according to the pictures.



1



2



3



4



5



6

The young tree grew a little every day.  
It grew a little more every week.  
It grew more every month and even  
more every year ! \_\_\_\_

My mother helped, too.  
She put the tree in the hole  
and covered it with dirt. \_\_\_\_

All the family went outside to our yard  
to help me plant my tree. Father dug a  
big hole in the ground. \_\_\_\_

Every day I took the  
watering can and watered  
my tree. \_\_\_\_

When I was five years old,  
my father gave me a young  
tree on Tu B'Shvat. \_\_\_\_

Now I am twelve years old and my tree  
is very tall. Every Tu B'Shvat we all  
dance and sing around the tree. \_\_\_\_

Read about *Tu B'Shvat* and fill in the missing words from the word bank.

# Tu B'Shvat

wine     fifteenth  
world     Year     only  
trees     second     plant  
glass     fruit



*Tu B'Shvat* is the New <sup>1.</sup>\_\_\_\_\_ for the Trees or *Rosh Hashanah La-ilanot*. It is on the <sup>2.</sup>\_\_\_\_\_ of the Hebrew month of *Shvat*. Jewish people all over the <sup>3.</sup>\_\_\_\_\_ celebrate *Tu B'Shvat*. In Israel, it is just the right time to <sup>4.</sup>\_\_\_\_\_ trees. People who live in other countries give money to the Jewish National Fund (JNF-*Keren Kayemet*) and they plant the <sup>5.</sup>\_\_\_\_\_ for them. On *Tu B'Shvat*, people eat dried <sup>6.</sup>\_\_\_\_\_ like: almonds, dates, figs, raisins and carobs. Some people have a seder and drink four glasses of wine. The first <sup>7.</sup>\_\_\_\_\_ has only white wine. The <sup>8.</sup>\_\_\_\_\_ glass has white wine and a little red wine. The third glass has red <sup>9.</sup>\_\_\_\_\_ and a little white wine and the fourth glass has <sup>10.</sup>\_\_\_\_\_ red wine.



Match the names of the fruit in the word bank to the pictures. Then circle the fruit you like the best.

1. strawberry

2. kiwi

3. apple

4. peach

5. plum

6. pear

7. apricot

8. watermelon

9. banana

10. pomegranate




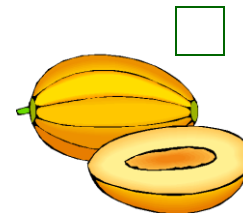
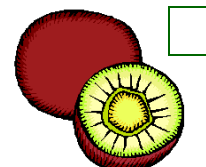







11. pineapple

12. grapefruit

13. orange

14. melon

15. grapes



My favorite fruit  
is watermelon!

